



LHSCC May 2026 Newsletter




Visit our website here



Congratulations everyone on LHSCC retaining the Deltic Trophy for the second year running. Let's make it three in a row in 2027. Ron and James attended on the night to receive the trophy.

Congratulations to James, Mark & Linda, the winners from last months competition 'Nightlife' with these great shots.



DELIVERING THE BEST IN PHOTOGRAPHY SINCE 1956



london camera exchange

Ready to take the perfect shot?

UP TO 5% OFF your next purchase when you mention this advert

VISIT THE UK'S #1 NEW & USED PHOTOGRAPHIC SHOP

Nikon SONY Canon FUJIFILM OM SYSTEM

PART EXCHANGE WELCOME

11 Civic Centre Road Southampton Hampshire SO14 7FI Tel: 02380 331720 southampton.civic@lcegroup.co.uk

10 High Street Southampton Hampshire SO14 2DH Tel: 02380 221597 southampton@lcegroup.co.uk

www.lcegroup.co.uk

If you are thinking of upgrading your camera equipment, remember to visit our sponsors LCE and use this ad for a discount.

This month..



Did you miss our talk with Lara Jackson, no problem, go to page 7.



Members Forum - Mark gives an insight into his photography this season on page 9.

Dear Members

As we approach another end of season, it is always important to reflect on what went well and maybe what didn't. We think the in person talks have been a success, the competitions have seen some great winning photos and the practical evenings have, as always, presented challenges.

There are no league tables in this newsletter, the final positions will be presented at our AGM meeting on the 15th June when Ron will present an overview of the club, how the season has gone and what to expect next season. Of course we will also present the prizes for this years photographer of the year.

It is also our intention to rerun the members survey but this will be done online with everyone sent a link via email. This is an anonymous survey, so please let us know your thoughts and ideas for the club and how we can improve.

We still have some club evenings to enjoy and as normal will wrap up our season on Monday 22nd June with our Titchfield shoot. This year we are hoping to have a steampunk theme with the usual sprinkling of cars and models for you to photograph.

Kind regards

LHSCC Committee



Extreme - PDI Competition



1st Place
All Mine
James Fox

2nd Place
African Sunrise from Kilimanjaro
Summit
Tim Kelly



3rd Place
The Lady Turns and Stares
David Maffin

Open Print Competition



1st Place
Dunstanburgh Castle
Mike Cullis




2nd Place
Brown Bear in Finland
Julie Cousens



3rd Place
A Winters Walk
Mark Evans



Best of The Rest





Date	Event Type	Event Details
Monday 18th May	Talk/Practical	Nikon & Still life
Monday 25th May	Closed	Bank Holiday
Monday 1st June	Competition	Huxford Trophy
Monday 8th June	Practical	Trick Photography
Monday 15th June	AGM	Annual General meeting with updates on the club and next season
Monday 22nd June	Photoshoot	End of season photoshoot at Titchfield Abbey


For more details on our end of season Titchfield Abbey shoot see page 8.

On the 8th June we will be trying trick photography on the green, this promises to be very different from our normal evenings!

To check the latest LHSCC what's on calendar

[Click Here](#)

On Monday 20th April we had a zoom call with Lara Jackson, an excellent and insightful evening on photography and nature conservation.



If you missed the evening, that's a shame but her website can be found [here](#) and is worth a visit. Lara is passionate about conservation especially Rhino, as you can see from the below. If you would like to follow her on YouTube her videos can be found [here](#). You can also click on the two videos below to go directly to them.

GLOBAL AMBASSADOR FOR Save The Rhino

I feel very privileged to have worked closely with black rhinos in East Africa throughout my masters and beyond. I have witnessed, first-hand, the despair and hopelessness of losing a rhino to poaching and know the seemingly insurmountable challenges that rhino conservation faces.

However, I have also met and worked alongside some of the most determined, passionate and amazing conservationists and rangers. I can honestly say there are so many people out there who care, working tirelessly to protect this magnificent animal.

It's my mission to continue raising awareness for rhinos, and inspire others to fight for their future.



Lara Jackson | Conservation Biologist & Wildlife Presenter - Breaking into Conservation - Insta LIVE



Following the Footsteps of Giants | Lara Jackson | Rhino Conservation At Lewa Wildlife Conservancy

Club News - Titchfield Abbey




Our Titchfield Abbey end of season shoot is becoming a regular event. We have the Abbey to ourselves courtesy of Ross Underwood and the Abbey Trust.

There is a small fee of £5 on the evening which goes to the Trust and upkeep of the Abbey. We typically have a theme and this year we are hoping to have Steampunk models for you as well as cars and other models. You have likely seen photos from this event in our competitions as it tends to be a very creative evening.



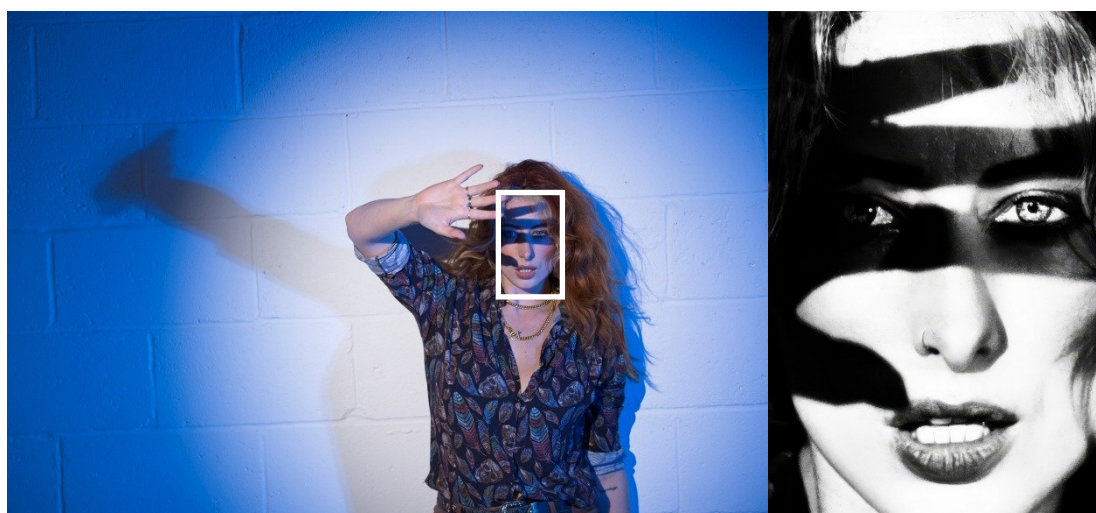
The below gives you an insight into what to expect and the evening starts at 6.30pm.



As we approach the end of the Club season and the league competitions have just one more session to go, I have been asked to reflect a little on my entries over the year and the factors that have shaped some of the styling. By the time this goes out, the final results will be in, and it's exciting to see that its wide open and several members could walk away with a prize. So without wishing to jinx anything, these for me were images that reflect some of my entries this year.

The biggest changes I have made (apart from entering fewer crap photos) would be entering photos that I enjoy rather than photos I think the judges will like. That being said, not entering "judge bait" in terms of poor focus, composition and errant items definitely helps.

I have always liked a certain type of portrait, very detailed, very full on and visually striking. I like to try and present photos that immediately stand out, and that are different to the hundreds of photos judges must see every week. I usually have in my mind what the photo should look like in my head, and the limitations now are my abilities in taking the photo and editing it, which are not always able to realise my vision.



My learning curve in editing has certainly made a massive difference to my images. A good example would be the Print "shadows" I entered in December. Shown left are the 'as taken shot' and the final image.

One thing I have tried to do is solicit critique of my images, I think after spending hours playing with the edit it's easy to miss the obvious issues. I usually don't crop tight enough (I LIKE context) or have bright spots that draw the eye to the non subject parts of the photo. The critique is often brutal but has certainly helped.

As I said above, I like an image that immediately catches the viewers attention, and the two images below using barbed wire seem to have achieved that. I had the lips one in mind for a long time, but needed the opportunity to be able to realise it. I also discovered that getting a short length of new barbed wire is extremely difficult, even Temu couldn't help. It needed to be real barbed wire as the barbs needed to be stiff enough to press into the lips to show it wasn't just a composite image.

Surprisingly the model was very obliging, and the decision then was colour or B&W, I chose B&W on the day.



One common criticism of my photos I have had is that they appear “flat” and injecting some light and shade is what is needed. This has been an editing learning curve, but I’m getting much better at it now, and the pictures are turning out far more like I envisaged. The photo of the train on Sheffield Park being a good example of dealing with lighting than can distract the eye, and also create depth and focus to a photo. As members will remember though my tight cropping fell foul of the judge when the overlay cut off the top of the train chimney. Lesson learnt!!



The style I really enjoy is the high key washed out almost black and white look. The ballet legs shot below, was something that I really liked the end result of.

I wanted to show the pain involved in going en pointe for a ballerina in a graphic visually provocative way.

I was at the end of a studio photo session and the model had been wearing ballet shoes for the previous shots.

I had some prop barbed wire with me and decided to try for this image. The photography was fairly simple, the logistics were not.

Firstly the model couldn't stay still en pointe for the length of time required, so had to lean on something (the studio owner as it happened) also any movement or shuffling meant the “barbed wire” fell down around her ankles so again the “assistant” had to keep putting it into place during shuffles. The shot was taken and turned out as I hoped, the treatment of the colour I think adding to the impact, it also corrected a bad skin tone on the legs and harmonised the shoe colour.

I toyed with the idea of blood on the barbs but it looked awful. Apart from the colour, one factor that is very important is the contrast, bringing out the harshness of the wire.





Last but not least I have been trying to learn and understand studio lighting and photography, and started the season with this shot “Angelique” again going for the moody B&W that appeals to me.

Careful editing allowing the emphasis of the contrast between light and shadow but keeping just enough detail in the hat.

This was actually the same model as the “lips”. The eye being straight to the viewer also being key.

I had the below “soul singer” shot in my head but then needed to transform that into reality. Originally, there was an old chrome theatre light also in shot, but it made for a cluttered composition so I went for the tighter crop, the model being lit from an oblique side angle almost from behind, this works very well in B&W.

The vintage microphone I had bought when I first envisaged the shot. One lesson learnt from this shot is I have been entering external Photographic Salons, and originally called it “Soul Singer” only thinking of the better “moves like jagger” afterwards.

Unfortunately once its been entered into any kind of accredited salon such as FIAP, you are expressly forbidden to change the name so I’m stuck with it!



We are aware that club members enter photo's for external competition and salons so please let us know if you are successful and we can showcase them in our newsletter.

James entered the Trans Wilts Down photo competition, the winners receive a small cash prize and their photos are then put on display. James shot was selected as one of eight winners!

The photos will now be displayed at either Swindon, Chippenham, Melksham, Trowbridge, Westbury, Dilton Marsh or Warminster train stations.

Congratulations James, and you can see the photo below:



Signal Box At Arlesford



Fauna & Flora have ten tips to help your nature photography as well as a bunch of additional advice.

The website is well worth a visit and can be found [here](#):

Lens Culture have several free guides to various photography genres on their website.

In exchange for your email address they will allow you to download the guides free.

They can be found [here](#):



Our friends at Amateur Photography have a great guide on still life photography with loads of tips and tricks.

You can head over to there by clicking [here](#):

Upcoming Events



Paul Sansome Photography

Free entry to the exhibition



9 June 2026 10am to 5pm

This is a recurring event

Tuesday 9 June – Thursday 2 July, 10am – 5pm*

Paul is one of the UK's most successful fine art photographers and he returns for a solo exhibition that will feature both new work and also the stories behind some of his favourite images.


Paul has a particular enjoyment of more abstract photography and, wherever he travels, he looks to record an impression of the location through long and multiple exposures.

***exhibition closes at 3pm on the last day.**

Paul Sansome has an exhibition at Sir Harold Hillier Gardens, details to the left.

Paul's work is considered fine art photography.

For more details click [here](#):



Ramblers have a series of wellness walks that include photography.

These are free and vary in length from 30 minutes to 90 minutes.

They start around Hilsea and for more information on how to join these walks click [here](#):



Hampshire Ornithological Society

The Society for all birdwatchers in Hampshire




The Hampshire Ornithological Society (HOS) runs a series of walks for those keen on bird photography.

Although a membership is required, it is very reasonable and there are walks throughout the year.

For more details click [here](#):

Photos from the LHSCC Archives



LHSCC Archives